






## EMPLACAMENTO DAS ASSOCIADAS ABEIFA - 2019

### VEÍCULOS DE PRODUÇÃO NACIONAL

MARCA/MODELO		jan	fev	mar	abr	mai	jun	jul	ago	set	out	nov	dez	Total
 <b>BMW</b>	<b>Total</b>	574	606	627	583	568	629	515	704	822	832	847	993	8.300
	<b>Share</b>	29,15%	25,95%	25,51%	22,90%	21,39%	24,53%	19,41%	25,48%	27,92%	23,97%	26,91%	27,71%	25,08%
SÉRIE 1														0
SÉRIE 3		257	224	178	131	30	17	32	196	301	310	348	331	2.355
X1		205	270	311	329	418	485	339	353	394	365	342	443	4.254
X3		70	81	75	56	43	43	40	34	27	26	45	52	592
X4		42	31	63	67	77	84	75	63	72	63	59	79	775
X5								29	58	28	68	53	88	324
 <b>CAOA CHERY</b>	<b>Total</b>	998	1.312	1.401	1.448	1.749	1.608	1.799	1.710	1.739	2.194	1.902	2.190	20.050
	<b>Share</b>	50,69%	56,19%	57,00%	56,87%	65,88%	62,71%	67,81%	61,89%	59,07%	63,21%	60,42%	61,10%	60,59%
CELER		1												1
CELER SEDAN														0
CIELO HATCH														0
QQ		259	233	187	155	142	137	103	78	33	31	12	10	1.380
TIGGO		631	476	446	493	514	475	490	534	521	557	493	620	6.250
TIGGO 5X			387	530	538	698	655	644	680	739	1.082	967	1.051	7.971
TIGGO 7			38	71	98	150	146	317	237	255	314	228	320	2.174
ARRIZO 5		107	178	167	164	245	195	245	181	191	210	202	189	2.274
 <b>LAND ROVER</b>	<b>Total</b>	247	249	277	335	191	174	149	188	235	291	176	273	2.785
	<b>Share</b>	12,54%	10,7%	11,3%	13,2%	7,2%	6,8%	5,6%	6,8%	8,0%	8,4%	5,59%	7,62%	8,42%
DEFENDER					1		1	1	1	1				5
EVOQUE		98	86	106	80	45	27	15	15	10	2	5	1	490
DISCOVERY		149	162	171	254	146	146	133	172	224	289	171	272	2.289
RANGE ROVER			1											1
 <b>MINI</b>	<b>Total</b>	0	0	0	0	0	0	0	0	0	0	0	0	0
	<b>Share</b>													
COOPER S COUNTRYMAN														0
 <b>SUZUKI</b>	<b>Total</b>	150	168	153	180	147	153	190	161	148	154	223	128	1.955
	<b>Share</b>	7,62%	7,2%	6,2%	7,1%	5,5%	6,0%	7,2%	5,8%	5,0%	4,4%	7,1%	3,6%	5,91%
JIMNY		150	168	153	180	147	153	190	161	148	154	223	128	1.955
<b>TOTAL PROD. NACIONAL ...</b>		<b>1.969</b>	<b>2.335</b>	<b>2.458</b>	<b>2.546</b>	<b>2.655</b>	<b>2.564</b>	<b>2.653</b>	<b>2.763</b>	<b>2.944</b>	<b>3.471</b>	<b>3.148</b>	<b>3.584</b>	<b>33.090</b>

<b>TOTAL ABEIFA</b> (IMPORTADOS + NACIONAIS)	<b>4.444</b>	<b>4.832</b>	<b>4.982</b>	<b>5.496</b>	<b>5.749</b>	<b>5.240</b>	<b>5.605</b>	<b>5.794</b>	<b>5.789</b>	<b>6.878</b>	<b>5.914</b>	<b>6.964</b>	<b>67.687</b>
---	--------------	--------------	--------------	--------------	--------------	--------------	--------------	--------------	--------------	--------------	--------------	--------------	---------------